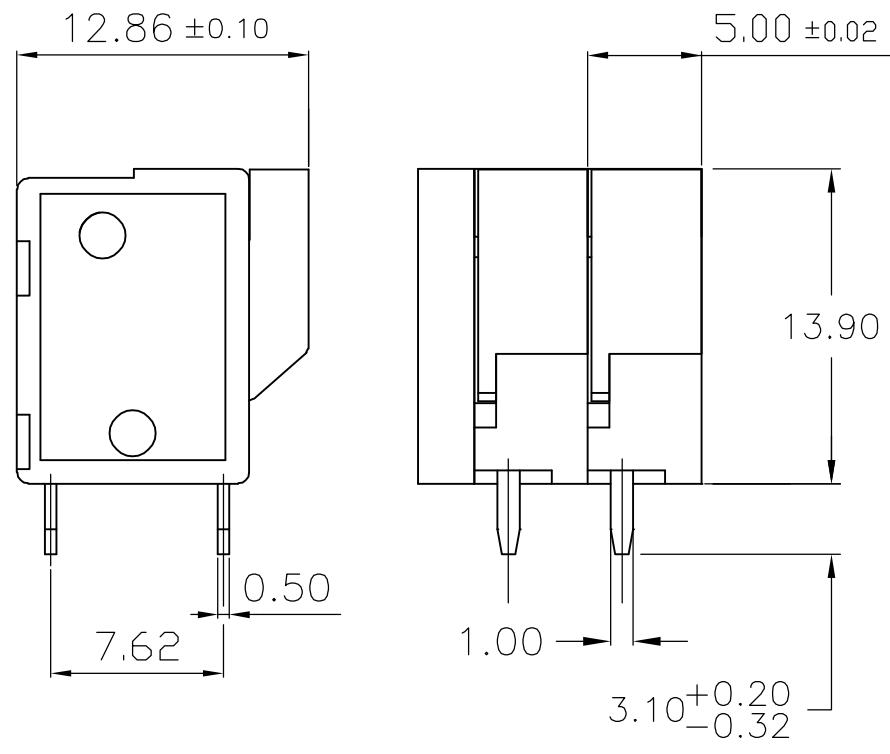
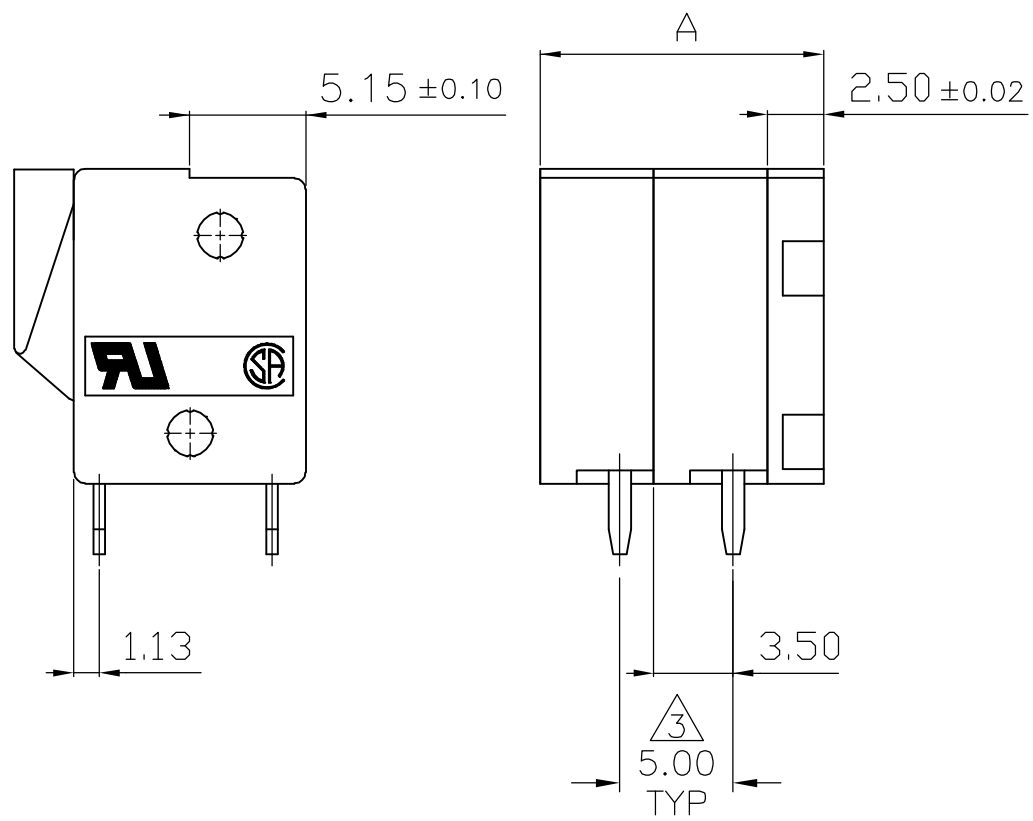
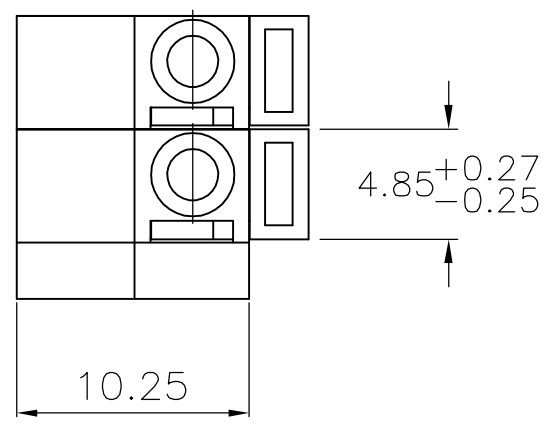


THIS DRAWING IS UNPUBLISHED. RELEASED FOR PUBLICATION  
 © COPYRIGHT BY TYCO ELECTRONICS CORPORATION. ALL RIGHTS RESERVED.

LOC	DIST	REVISIONS			
P	LTR	DESCRIPTION	DATE	DWN	APVD
FT	0	02	REVISED PER ECO-06-16790	7/14/06	SS CR

- ALL DIMENSIONS ARE IN mm'S.
  - BUCHANAN LOGO TO APPEAR ON HOUSING, LOCATION OPTIONAL WHERE SPACE PERMITS.
- ⚠️ NON CUMULATIVE



DIM. A	NO. OF POS.	PART NUMBER
62.50	12	1-1776259-2
57.50	11	1-1776259-1
52.20	10	1-1776259-0
47.50	9	1776259-9
42.50	8	1776259-8
37.50	7	1776259-7
32.50	6	1776259-6
27.50	5	1776259-5
22.50	4	1776259-4
17.50	3	1776259-3
12.50	2	1776259-2

1776259-2 AS SHOWN

THIS DRAWING IS A CONTROLLED DOCUMENT.		DWN S SCHLEGEL 5/6/05	Tyco Electronics Corporation Harrisburg, Pa 17105-3608	
DIMENSIONS: mm		CHK C RICHARD 5/6/05		
TOLERANCES UNLESS OTHERWISE SPECIFIED:		APVD C RICHARD 5/6/05	NAME	
0 PLC ± -		PRODUCT SPEC	TERMINAL BLOCK, BOARD MT. SCREWLESS, TOP WIRE ENTRY, 5.0mm PITCH, HIGH TEMP	
1 PLC ± 0.3		APPLICATION SPEC	-	
2 PLC ± 0.25		WEIGHT	-	
3 PLC ± -		CUSTOMER DRAWING	SIZE A3	CAGE CODE 00779
4 PLC ± -			DRAWING NO	C=1776259
ANGLES ± -			RESTRICTED TO	-
FINISH			SCALE	NTS
MATERIAL			SHEET	1 OF 2
			REV	02

THIS DRAWING IS UNPUBLISHED.

RELEASED FOR PUBLICATION

© COPYRIGHT - BY TYCO ELECTRONICS CORPORATION. ALL RIGHTS RESERVED.

LOC	DIST	REVISIONS			
P	LTR	DESCRIPTION	DATE	DWN	APVD
FT	0	SEE SHEET 1	-	-	-

## 1. Application and Features:

- 1-1. This screwless terminals are suitable for both solid and flexible conductors.
- 1-2. A spring made of stainless strip steel guarantees for permanent and safe contact.
- 1-3. The type is operated by pushing a screwdriver on the level. This lever is fully integrated into the body.
- 1-4. It is equipped with a cover for easy hand adjustment.

## 2. Technical Data:

## 2-1. Material:

- 2-1-1. HOUSING: NYLON 6.6,  
UL 94 V-0 (Green).
- 2-1-2. Contact: Brass(Cu Zn)  
Ni,Tin plated.  
first 50u" (min) Ni plated over all.  
last 120u" (min) Tin plated over all.
- 2-1-3. Metal Plate: Stainless strip steel.

## 2-2. Electrical:

- 2-2-1. Current rating: 10 Amp 300VAC.
- 2-2-2. Dielectric withstanding  
voltage: 2000VAC (min).
- 2-2-3. Insulation resistance: 500M $\Omega$  more  
at 500VAC.
- 2-2-4. Wire Range: 14-22AWG.

## 2-3. Mechanical:

- 2-3-1. Wire retention force: 1.2 Kg (min).
- 2-3-2. Operating temperature: -55°C to +105°C.
- 2-3-3. Solderability: 95% coverage (min).

THIS DRAWING IS A CONTROLLED DOCUMENT.		DWN S SCHLEGEL	5/6/05	<b>tyco</b> Tyco Electronics Corporation	
DIMENSIONS: mm		CHK C RICHARD	5/6/05	<b>Electronics</b> Harrisburg, Pa 17105-3608	
TOLERANCES UNLESS OTHERWISE SPECIFIED:		APVD C RICHARD	5/6/05	NAME TERMINAL BLOCK, BOARD MT. SCREWLESS, TOP WIRE ENTRY, 5.0mm PITCH, HIGH TEMP	
0 PLC $\pm$ -		PRODUCT SPEC		-	
1 PLC $\pm$ 0.3		APPLICATION SPEC		-	
2 PLC $\pm$ 0.25		WEIGHT		-	
3 PLC $\pm$ -		SIZE		A3	
4 PLC $\pm$ -		CAGE CODE		00779	
ANGLES $\pm$ -		DRAWING NO		C-1776259	
MATERIAL		RESTRICTED TO		-	
FINISH		CUSTOMER DRAWING		SCALE NTS	
-		SHEET		2 OF 2	
		REV		02	